

Pictogram Information

If you want attention for something important without using words, usually a pictogram is used. A pictogram is a visual indication and more concrete and clearer than a spoken or written information. There are no language barriers, and pertinent information is communicated to the professional user without saying a word.

The three basic rules for a pictogram are:

1. Concrete and clear
2. Uni-vocal (Globally recognised)
3. Simple/easy


In the Industrial and Automotive markets we are confronted daily with pictograms as pictorial representational character, as instructions or statistical diagrams. Due to their graphical nature and fairly realistic style, they are widely used in public areas such as toilets, airports, train stations, emergency exits, etc.

Valspar uses pictograms for:

- Safety purposes
- Application information
- Product information

Overview of processing pictograms

Technical information:



Information



Attention point

Storage:



Store in a cool place



Frost free store



Duration of storage



Protect from humidity



Close container tightly

General Information: Pictogram

TI – G 6 / USA

Cleaning:



Degreasing



Cleaning
Spray equipment

Sanding:



With eccentric
tappet dry



With eccentric
tappet wet



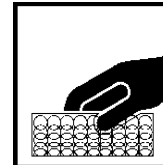
Sanding by
hand dry



Sanding by
hand wet



sander/grinder
machine dry




keying with
Scotch-brite

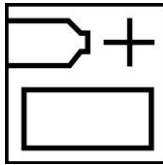


Polishing by
machine


Mixing:



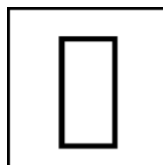
Use Valspar
Mixing stick



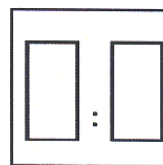
Add catalyst



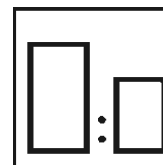
Add Valspar
Mixing toner



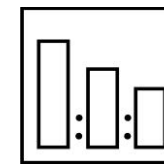
Ready to use



Mixing ratio of
2 components

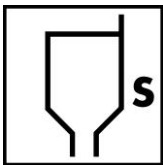


Mixing ratio of
2 components
almost even



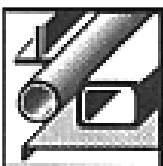
Mixing ratio of
3 components

Viscosity:

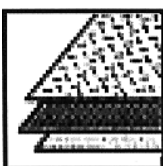


Material
viscosity

Construction parts



Metal
Profile



Metal plates

General Information: Pictogram

TI - G 6 / USA

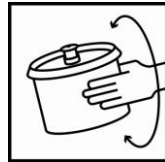
Coloring:



Stirr by hand



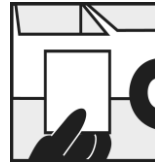
Stirr on the
Mixing machine



Topple




Shake before
use



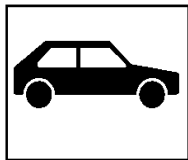
Check
colour




Variant
available



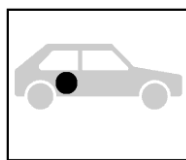
Low
usage



Total re-spray



Panel repair



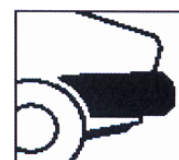
Spot repair




Fade out
Paint work



Roof colour



Bumper colour



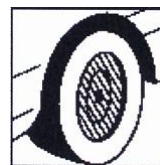
Trailer and
cabin




Truck/Lorry



Cabin



Wheel colour



Engine bay
colour




Interior
colour



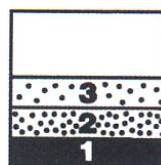
2 Tone Colour
Combination



Lead
containing



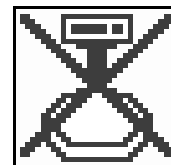
Texture paint



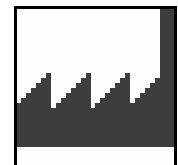
3 Layer
paint system



Poor
coverage



Immiscible



Contact Colour
dept

Personal protection



Use a fresh
Air hood



Use a dust
mask



Use charcoal
respirator

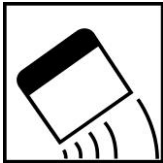


Gloves


General Information: Pictogram

TI – G 6 / USA

Processing



Polyester Putty



Gravity feed Spraygun




Suction feed Spraygun



Undercoating Spraygun



Airless/Airmix



Application Gravity feed Spraygun



Application Suction feed Spraygun



Application by brush



Application with a roller



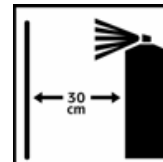
Aerosol Application



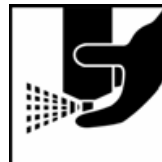
Aerosol Application



Shake well before use

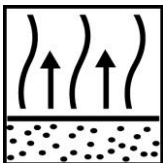


Application distance




After use invert the aerosol

Drying:



Flash off



Dry time



Infa Red

Liability for contents:

Our information sheets were prepared with great care. Nevertheless, we can not assume any responsibility for the accuracy, completeness and timeliness. Upon notification of errors or of any possible violations of legal issues, we shall change the contents accordingly. Basically, working with machines, hand tools and chemical products can be very dangerous. Therefore our examples and information are intended for professional customers only (experienced and skilled craftsmen). Yet, we can not give assurance for the success, and we shall not accept any liability for any follow-on damages, as either case depends on the skill of the user, the personal protective clothing, the materials used and the processing conditions.